

Male Procedure for use (*single use only*)

External Use Only

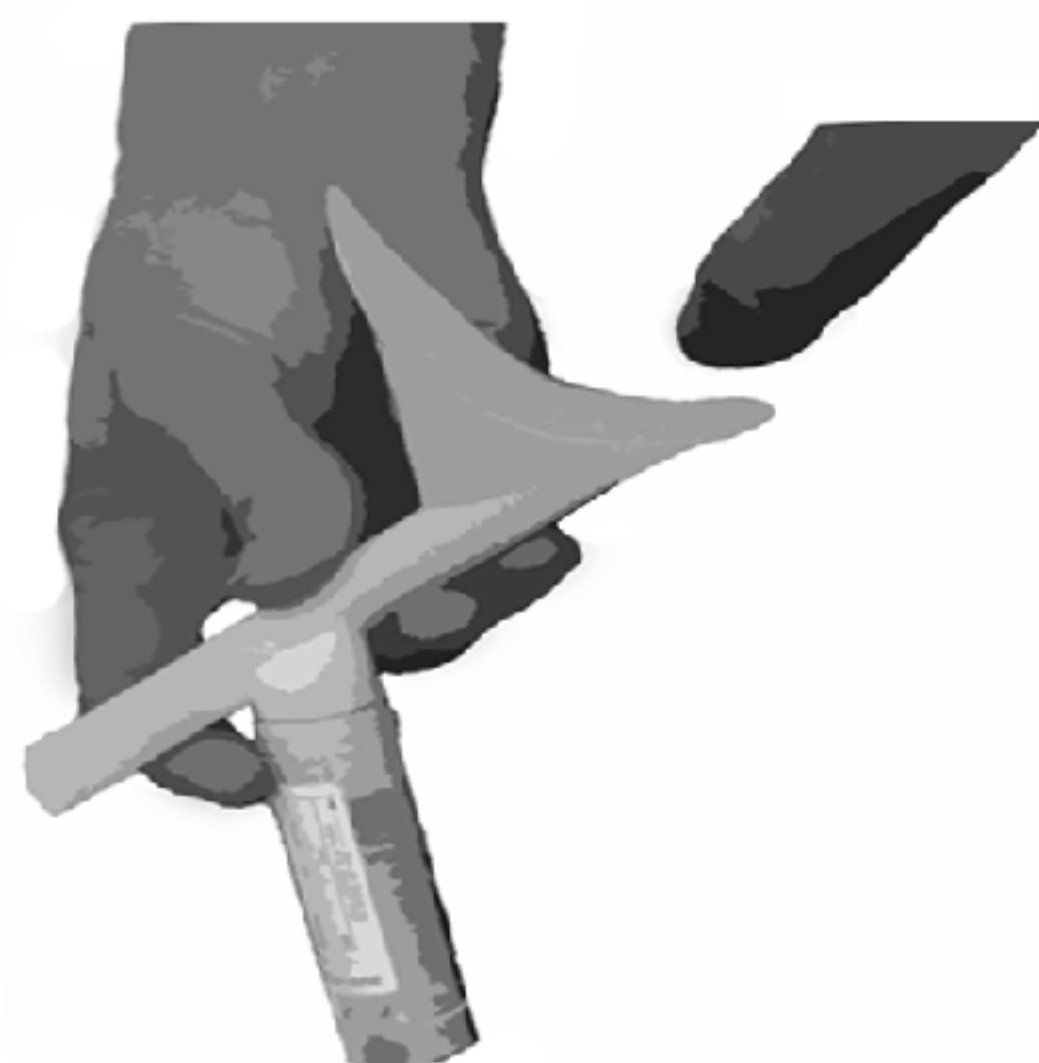
Clinically proven to significantly improve diagnosis

An easy to use device for the healthy, hygienic and regulatory compliant collection of a Midstream Urine Sample.

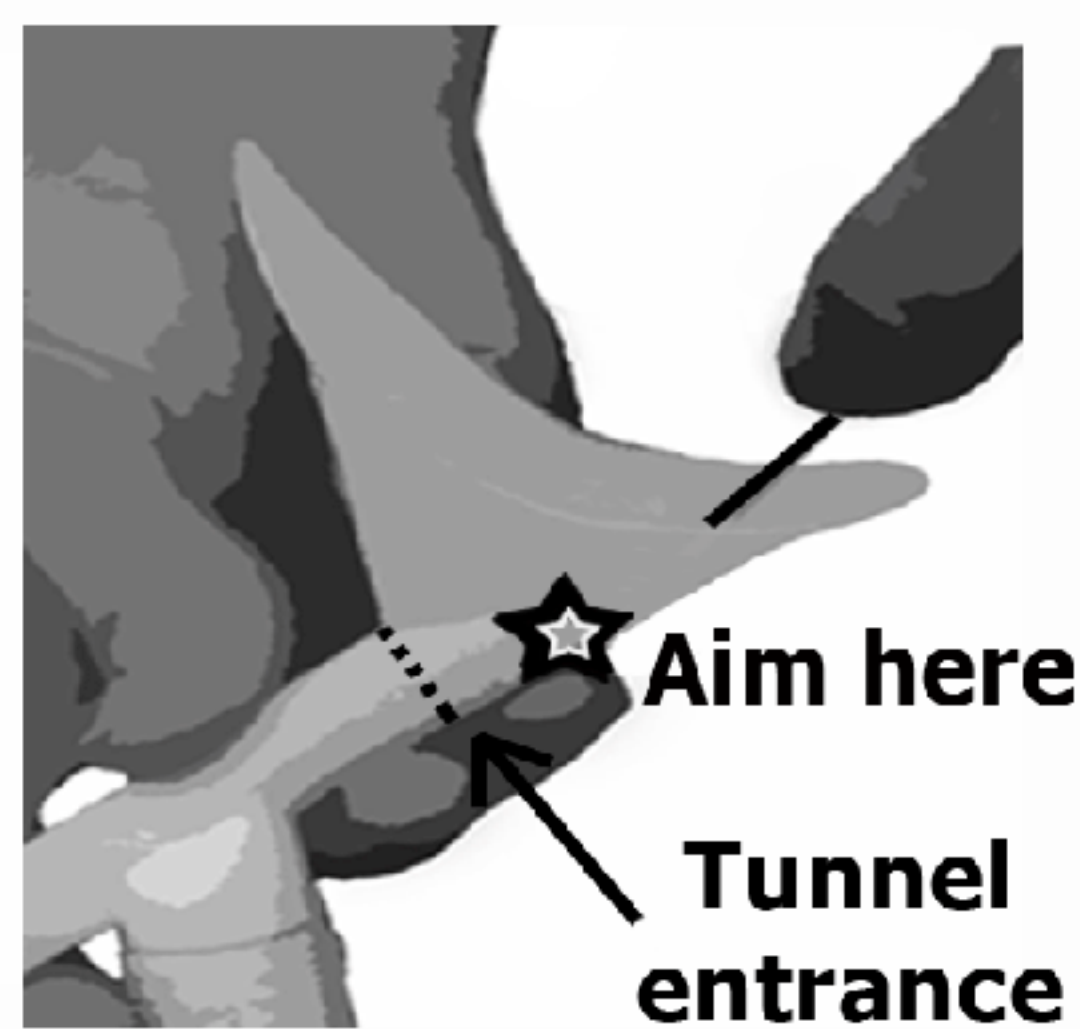
PROCEDURE FOR USE



1. Remove cap and push the bottle on to the Whiz as shown.



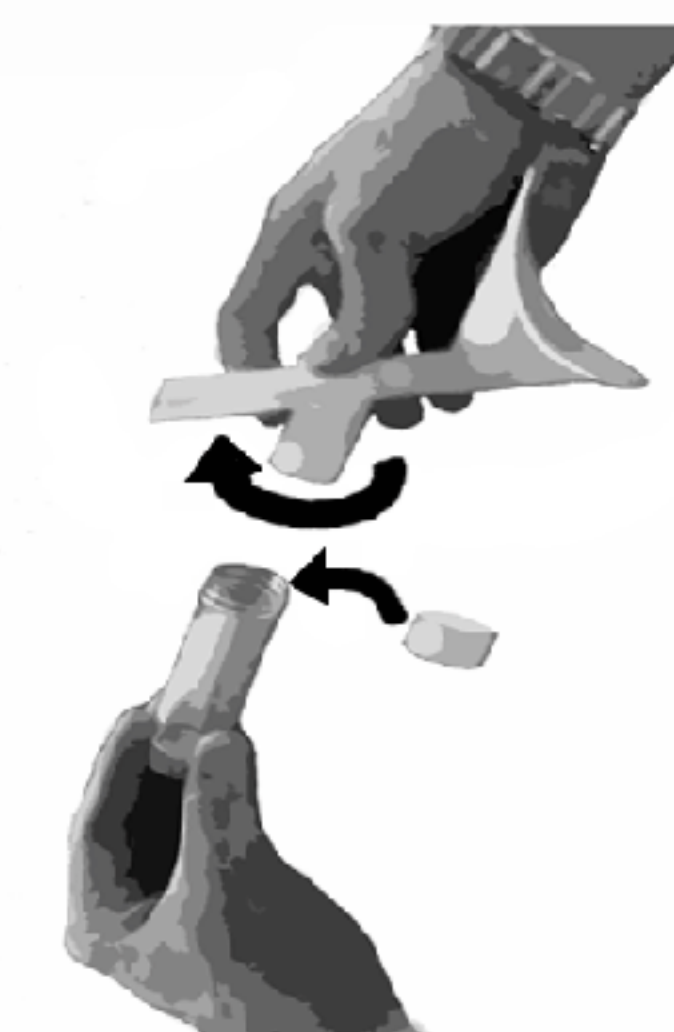
2. Position penis slightly above and over the funnel as shown.



3. Aim urine flow to bottom of funnel just in front of tunnel entrance.



4. Hold the Whiz over the W.C. Pass urine normally. Do not stop and start.



5. Twist off to detach bottle and replace screw cap firmly.

Dispose of as instructed. Do not dispose of in the toilet.

Government Health Standard Operating Procedures (SOPs) require a MSU sample to be given 'Without interrupting the flow' (BSOP41 iv, 2005)

STERILE IF UNOPENED

Do not touch the inside of the Whiz midstream or sample bottle.

Current health guidelines recommend the washing of hands prior to and after giving the sample.



Distributed By,
JBOL Limited
1 Folly Bridge, Oxford OX1 4LB, UK
TEL: +44 (0) 1865 240572
FAX: +44 (0) 1865 246565
www.jbol.co.uk
Email: info@jbol.co.uk



98/79/EEC

Patents Granted: GB2362577, GB2385532, GB2396819, GB2385276
GB2396819, further patents pending; U.K. Registered Design 2100623,
2103229; European Patent Applications: EP1272133, EP1476101;
International Patent Application 01/74275, PCT/GB2003/000472

Copyright 2007 JBOL Ltd. All Rights Reserved

Manufactured and licensed by:
JBOL Limited 1 Folly Bridge, Oxford, OX1 4LB, UK



IVD

STERILE R

Reference code: Whiz UCA-MS

**Urine Collection Aid:
Whiz and sample bottle**



SEE DATE STAMP